

2015 Pharma by Numbers



PHARMA INNOVATION

INDUSTRY SPENDS IN R&D


USD 141.6 billion per year



DRUGS IN DEVELOPMENT FOR PARTICULAR DISEASES



1,813
Cancer



475
Diabetes



159
HIV/AIDS




599
Cardiovascular



ANNUAL SPENDING BY THE PHARMACEUTICAL INDUSTRY IS

5 times greater than the defence & aerospace industries



5 OF THE 10 LEADING GLOBAL R&D

firms were research-based pharmaceutical companies



PHARMA & GLOBAL HEALTH

BETWEEN 2000-2008 VACCINES HELPED REDUCE NUMBER OF MEASLES DEATHS IN AFRICA BY

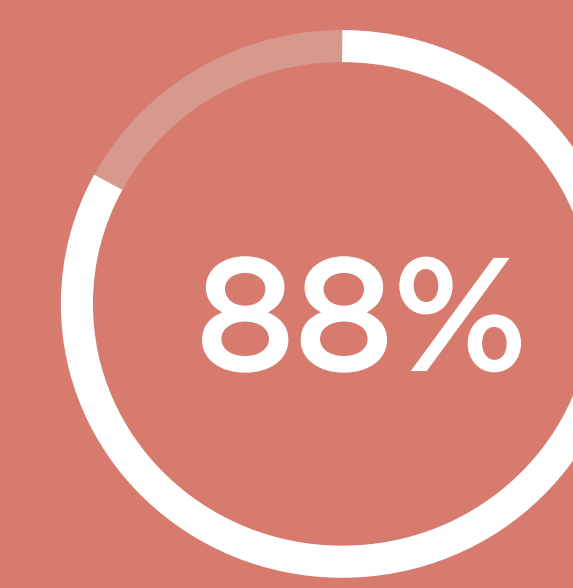


186 ongoing R&D Projects

In 2014 IFPMA members had 186 ongoing R&D projects regarding diseases of the developing world



We are the 3rd largest global funder in NTDs research




164 projects for NTDs are in partnership between IFPMA member companies and 80+ partners from universities, public and private sector, and NGOs.


OUR INVESTMENTS IN NTDs RESEARCH REACHED USD 401.2 million in 2013



8 R&D centers are solely dedicated to searching for new cures for NTDs

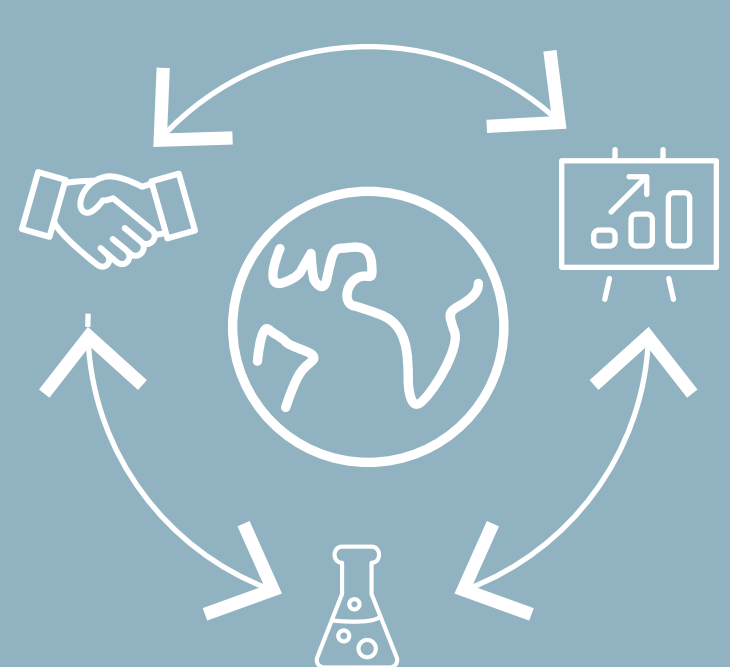


500 million immunized since 2000



PHARMA ECONOMIC FOOTPRINT

PHARMACEUTICAL MARKET WILL REACH **USD 1.3 trillion** BY 2018



Global health partnerships IFPMA members

have a strong track record in building strategic alliances for global health



IN 2012, PHARMACEUTICAL INDUSTRY GROSS VALUE ADDED WAS USD 436.8 BILLION

industry value added is almost the same size as the economy of Argentina

The global pharmaceutical industry

EMPLOYS OVER 4.44 MILLION PEOPLE

AND PAID **USD 91.3 billion** IN SALARIES IN 2013 (including generics)